

K I N G



DT202/224-VI

kingliving.com

King Cloud Premiere

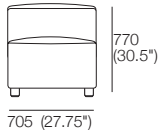
King Cloud Premiere

General Components

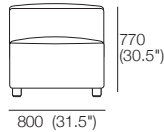
Recliner Modules

Front View shown without Arms

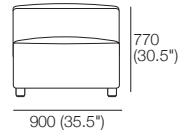
700R Module



800R Module

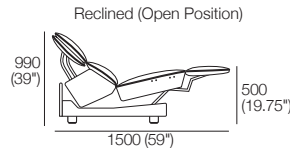
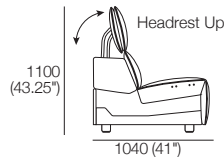
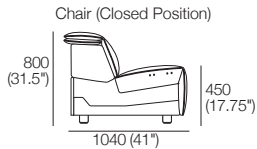


900R Module



Modules 700R | 800R | 900R

Side View shown without Arms



Legs

Leg (STD)



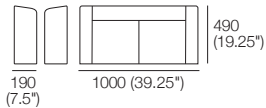
Leg-High



Arms Compact LH & RH

Front | Side View

Leather Detail

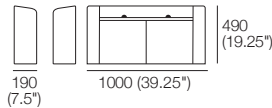


Arm Compact SMART LH & RH

For SMART Accessories: Lights | Tables

Front | Side View

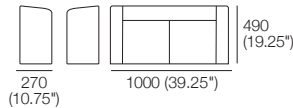
Leather Detail | SMART Locations



Arm Wide LH & RH

Front | Side View

Leather Detail

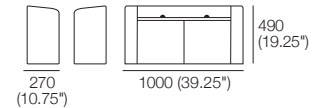


Arm Wide SMART LH & RH

For SMART Accessories: Lights | Tables

Front | Side View

Leather Detail



Effective October 2024, King Cloud Premiere uses TouchGlide® Technology. The weight limit for the recliner mechanism used in King Cloud Premiere is 130kg (286.5lb). The weight limit for King Cloud Premiere footrest is 15kg (33lb). Maximum allowable subwoofer dimensions: Height: 415 (16.5") Width: 220 (8.75") Depth: 640 (25.25"). As King Living has a policy of continuous improvement, changes to products and specifications may be made without prior notice. Images and drawings are representative of design only. Accessories not included.

IMPORTANT: ALWAYS FULLY RETRACT THE FOOTREST BEFORE SITTING IN OR GETTING OUT OF THE RECLINER. To avoid damage to your recliner, the reclining function should only be operated when you are seated in the recliner. Any open footrests, which have a 15kg (33lb) weight limit, must be closed before getting out of or into the seat. Sliding forward over the footrest to get out of the seat or getting into a fully reclined seat may cause damage to the mechanism of the recliner and can result in the sofa tipping forward in extreme cases. This built-in tipping point was specifically designed to preserve the integrity of the mechanism if too much pressure is placed on it and to avoid permanent damage. Damage caused by improper use of Recliners will not be covered under Warranty.

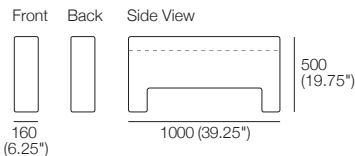
King Cloud Premiere

Media Components

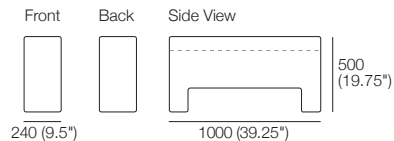
Media Consoles

For in between modules

Media Console Compact



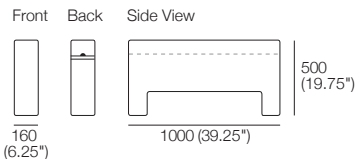
Media Console Wide



Media Console Compact SMART

SMART Pockets (rear)

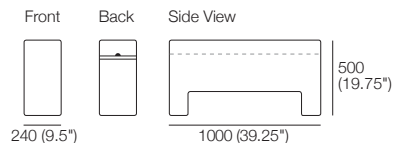
For SMART Accessories: Lights | Tables



Media Console Wide SMART

SMART Pockets (rear)

For SMART Accessories: Lights | Tables

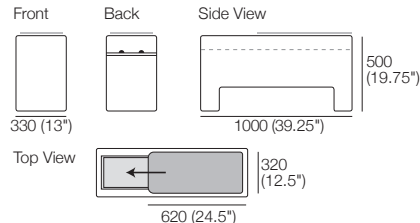


Media Console Storage XW SMART (Extra Wide)

SMART Pocket (rear) for SMART Accessories:

Brackets | Lights | Tables | Wireless Device Charging

Storage: **W**220 (8.75") x **L**832 (32.75") x **H**440 (17.25")

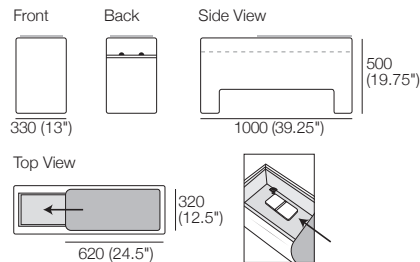


Media Console Storage XW SMART Charge (Extra Wide)

SMART Pocket (rear) for SMART Accessories:

Brackets | Lights | Tables | Wireless Device Charging

Storage: **W**220 (8.75") x **L**832 (32.75") x **H**440 (17.25")



Effective October 2024, King Cloud Premiere uses TouchGlide® Technology. The weight limit for the recliner mechanism used in King Cloud Premiere is 130kg (286.5lb). The weight limit for King Cloud Premiere footrest is 15kg (33lb). Maximum allowable subwoofer dimensions: Height: 415 (16.5") Width: 220 (8.75") Depth: 640 (25.25"). As King Living has a policy of continuous improvement, changes to products and specifications may be made without prior notice. Images and drawings are representative of design only. Accessories not included.

IMPORTANT: ALWAYS FULLY RETRACT THE FOOTREST BEFORE SITTING IN OR GETTING OUT OF THE RECLINER. To avoid damage to your recliner, the reclining function should only be operated when you are seated in the recliner. Any open footrests, which have a 15kg (33lb) weight limit, must be closed before getting out of or into the seat. Sliding forward over the footrest to get out of the seat or getting into a fully reclined seat may cause damage to the mechanism of the recliner and can result in the sofa tipping forward in extreme cases. This built-in tipping point was specifically designed to preserve the integrity of the mechanism if too much pressure is placed on it and to avoid permanent damage. Damage caused by improper use of Recliners will not be covered under Warranty.

King Cloud Premiere

Media Components | Accessories

Media Consoles: Wedge

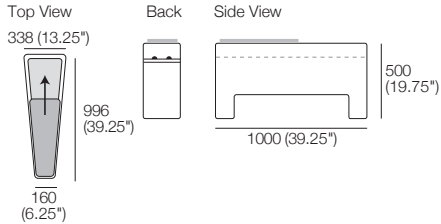
For in between modules

Media Console Wedge S Compact SMART

SMART Pocket (rear) for SMART Accessories:

Brackets | Lights | Tables | Wireless Device Charging

Storage: **W220/50 (8.75"/2") x L832 (32.75") x H440 (17.25")**

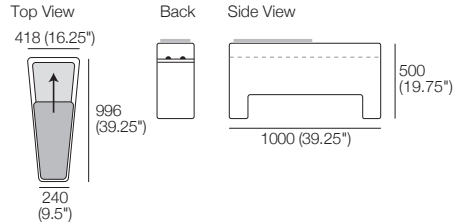


Media Console Wedge S Wide SMART

SMART Pocket (rear) for SMART Accessories:

Brackets | Lights | Tables | Wireless Device Charging

Storage: **W300/130 (11.75"/5") x L832 (32.75") x H440 (17.25")**

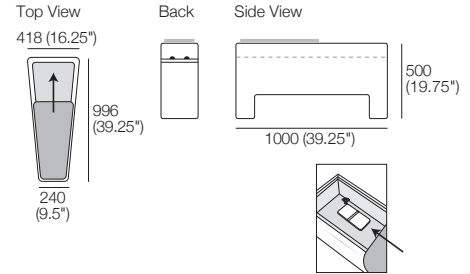


Media Console Wedge S Wide SMART Charge

SMART Pocket (rear) for SMART Accessories:

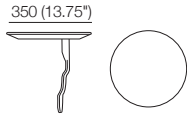
Brackets | Lights | Tables | Wireless Device Charging

Storage: **W300/130 (11.75"/5") x L832 (32.75") x H440 (17.25")**

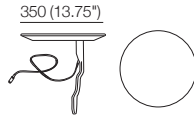


SMART Pocket Accessories

Table 350 Round



Charge Table 350 Round



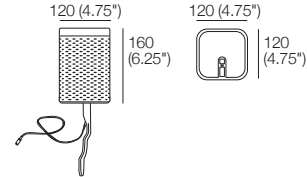
King Sofa Light LED



Sonos Bracket

Compatible with:

Sonos Play 1; Sonos One; Sonos One SL



Effective October 2024, King Cloud Premiere uses TouchGlide® Technology. The weight limit for the recliner mechanism used in King Cloud Premiere is 130kg (286.5lb). The weight limit for King Cloud Premiere footrest is 15kg (33lb). Maximum allowable subwoofer dimensions: Height: 415 (16.5") Width: 220 (8.75") Depth: 640 (25.25"). As King Living has a policy of continuous improvement, changes to products and specifications may be made without prior notice. Images and drawings are representative of design only. Accessories not included.

IMPORTANT: ALWAYS FULLY RETRACT THE FOOTREST BEFORE SITTING IN OR GETTING OUT OF THE RECLINER. To avoid damage to your recliner, the reclining function should only be operated when you are seated in the recliner. Any open footrests, which have a 15kg (33lb) weight limit, must be closed before getting out of or into the seat. Sliding forward over the footrest to get out of the seat or getting into a fully reclined seat may cause damage to the mechanism of the recliner and can result in the sofa tipping forward in extreme cases. This built-in tipping point was specifically designed to preserve the integrity of the mechanism if too much pressure is placed on it and to avoid permanent damage. Damage caused by improper use of Recliners will not be covered under Warranty.

K I N G



DT202/224-V1

kingliving.com

King Cloud Premiere Packages

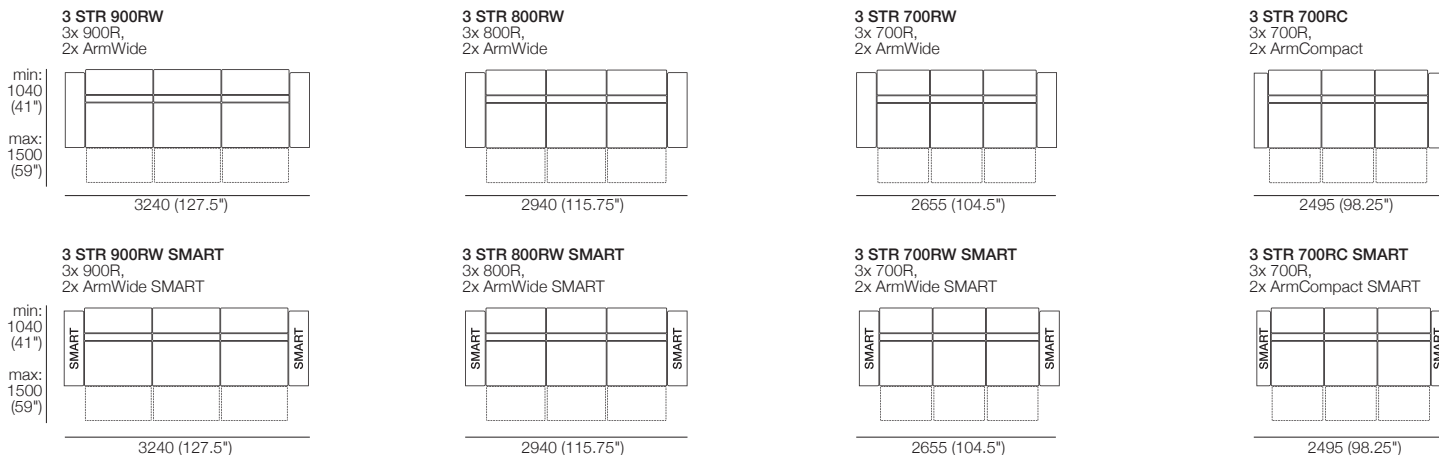
King Cloud Premiere

Packages: 3-Seaters

Packages

RW (Recliner + Wide Arms) | **RC** (Recliner + Compact Arms)

SMART (SMART Pockets™) | Modules Depth 1040–1500 (41–59")



Effective October 2024, King Cloud Premiere uses TouchGlide® Technology. The weight limit for the recliner mechanism used in King Cloud Premiere is 130kg (286.5lb). The weight limit for King Cloud Premiere footrest is 15kg (33lb). Maximum allowable subwoofer dimensions: Height: 415 (16.5") Width: 220 (8.75") Depth: 640 (25.25"). As King Living has a policy of continuous improvement, changes to products and specifications may be made without prior notice. Images and drawings are representative of design only. Accessories not included.

IMPORTANT: ALWAYS FULLY RETRACT THE FOOTREST BEFORE SITTING IN OR GETTING OUT OF THE RECLINER. To avoid damage to your recliner, the reclining function should only be operated when you are seated in the recliner. Any open footrests, which have a 15kg (33lb) weight limit, must be closed before getting out of or into the seat. Sliding forward over the footrest to get out of the seat or getting into a fully reclined seat may cause damage to the mechanism of the recliner and can result in the sofa tipping forward in extreme cases. This built-in tipping point was specifically designed to preserve the integrity of the mechanism if too much pressure is placed on it and to avoid permanent damage. Damage caused by improper use of Recliners will not be covered under Warranty.

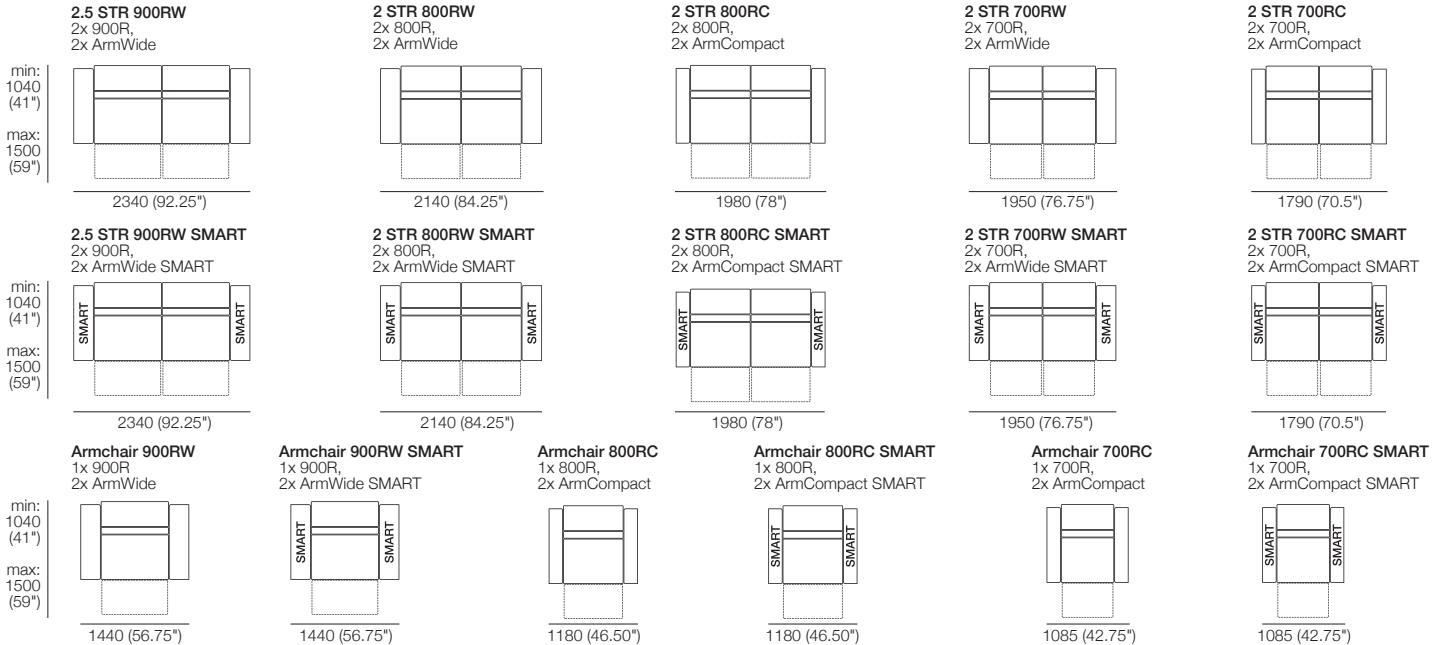
King Cloud Premiere

Packages: 2-Seaters | 2.5-Seater | Armchairs

Packages

RW (Recliner + Wide Arms) | **RC** (Recliner + Compact Arms)

SMART (SMART Pockets™) | Modules Depth 1040-1500 (41-59")



Effective October 2024, King Cloud Premiere uses TouchGlide® Technology. The weight limit for the recliner mechanism used in King Cloud Premiere is 130kg (286.5lb). The weight limit for King Cloud Premiere footrest is 15kg (33lb). Maximum allowable subwoofer dimensions: Height: 415 (16.5") Width: 220 (8.75") Depth: 640 (25.25"). As King Living has a policy of continuous improvement, changes to products and specifications may be made without prior notice. Images and drawings are representative of design only. Accessories not included.

IMPORTANT: ALWAYS FULLY RETRACT THE FOOTREST BEFORE SITTING IN OR GETTING OUT OF THE RECLINER. To avoid damage to your recliner, the reclining function should only be operated when you are seated in the recliner. Any open footrests, which have a 15kg (33lb) weight limit, must be closed before getting out of or into the seat. Sliding forward over the footrest to get out of the seat or getting into a fully reclined seat may cause damage to the mechanism of the recliner and can result in the sofa tipping forward in extreme cases. This built-in tipping point was specifically designed to preserve the integrity of the recliner if too much pressure is placed on it and to avoid permanent damage. Damage caused by improper use of Recliners will not be covered under Warranty.

King Cloud Premiere

Modules + Media Consoles | General Dimensions

Modules + Media Consoles: MC or MC Wedge

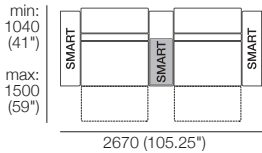
RW (Recliner + Wide Arms) | **RC** (Recliner + Compact Arms) | **SMART** (SMART Pockets™) | **Charge** (Wireless Device Charging)

XW (Extra Wide) | Configurations | Dimensions | Drawings with SMART components shown

2.5STR 900RW + Media
2x 900R, 2x ArmWide,
1x MC Storage XW SMART

2.5STR 900RW + Media SMART
2x 900R, 2x ArmWide SMART,
1x MC Storage XW SMART

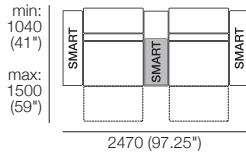
2.5STR 900RW + Media SMART Charge
2x 900R, 2x ArmWide SMART,
1x MC Storage XW SMART Charge



2STR 800RW + Media
2x 800R, 2x ArmWide,
1x MC Storage XW SMART

2STR 800RW + Media SMART
2x 800R, 2x ArmWide SMART,
1x MC Storage XW SMART

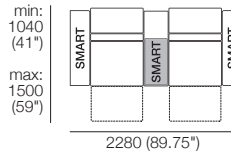
2STR 800RW + Media SMART Charge
2x 800R, 2x ArmWide SMART,
1x MC Storage XW SMART Charge



2STR 700RW + Media Console
2x 700R, 2x ArmWide,
1x MC Storage XW SMART

2STR 700RW Media SMART
2x 700R, 2x ArmWide SMART,
1x Media Console Storage XW SMART

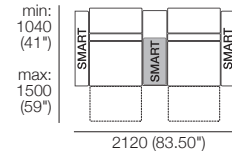
2STR 700RW Media SMART Charge
2x 700R, 2x ArmWide SMART,
1x MC Storage XW SMART Charge



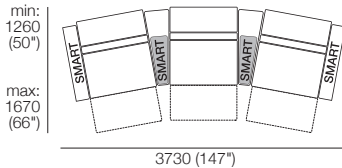
2STR 700RC Media
2x 700R, 2x ArmCompact,
1x MC Storage XW SMART

2STR 700RC Media SMART
2x 700R, 2x ArmCompact SMART,
1x Media Console Storage XW SMART

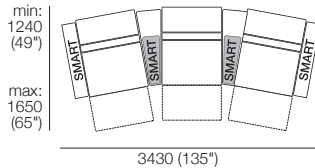
2STR 700RC Media SMART CHARGE
2x 700R, 2x ArmCompact SMART,
1x MC Storage XW SMART Charge



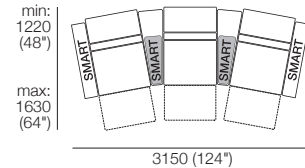
3STR 900RC + MC Wedge Storage SMART
3x 900R, 2x ArmCompact SMART,
2x MC Wedge Storage Compact SMART



3STR 800RC + MC Wedge Storage SMART
3x 800R, 2x ArmCompact SMART,
2x MC Wedge Storage Compact SMART



3STR 700RC + MC Wedge Storage SMART
3x 700R, 2x ArmCompact SMART,
2x MC Wedge Storage Compact SMART



Effective October 2024, King Cloud Premiere uses TouchGlide® Technology. The weight limit for the recliner mechanism used in King Cloud Premiere is 130kg (286.5lb). The weight limit for King Cloud Premiere footrest is 15kg (33lb). Maximum allowable subwoofer dimensions: Height: 415 (16.5") Width: 220 (8.75") Depth: 640 (25.25"). As King Living has a policy of continuous improvement, changes to products and specifications may be made without prior notice. Images and drawings are representative of design only. Accessories not included.

IMPORTANT: ALWAYS FULLY RETRACT THE FOOTREST BEFORE SITTING IN OR GETTING OUT OF THE RECLINER. To avoid damage to your recliner, the reclining function should only be operated when you are seated in the recliner. Any open footrests, which have a 15kg (33lb) weight limit, must be closed before getting out of or into the seat. Sliding forward over the footrest to get out of the seat or getting into a fully reclined seat may cause damage to the mechanism of the recliner and can result in the sofa tipping forward in extreme cases. This built-in tipping point was specifically designed to preserve the integrity of the mechanism if too much pressure is placed on it and to avoid permanent damage. Damage caused by improper use of Recliners will not be covered under Warranty.